



广州市瑞晖铸造机械有限公司

YIHUI CASTING TECHNOLOGY CO.,LTD

地址：广东省广州市番禺区沙湾镇福涌牛眠岗工业区一街十号
Address: No 10, First Street, Niumiangang Industrial Park, Fuyong,
Shawan Town, Panyu District, Guangzhou city, Guangdong province
电话/Tel: +86-20-34737899 传真/Fax: -86-20-34735899
E-mail: info@yihuicasting.com Website: www.yihuicasting.com

专业、敬业、合作、共赢
profession, devotion, cooperation, double-win

双温控触屏压模机使用说明书 User Manual of Double Digital Control Vulcanizer M.YM.0200-200



专注于首饰铸造
Specializing In Jewelry Casting

广州市瑞晖铸造机械有限公司
YIHUI CASTING TECHNOLOGY CO.,LTD
地址：广州市番禺区沙湾镇福涌牛眠岗工业区一街十号
电话：+86-20-34737899 传真：+86-20-34735899
网址：www.yihuicasting.com 邮箱：info@yihuicasting.com

目录 CONTENT

1. 一般信息 General information-----	1
1.1 致用户 To user-----	1
1.2 开箱 Opening package-----	1
2. 总论 Conclusion-----	2
2.1 内容 Content	
2.2 产品概述 Product brief description	
2.2.1产品型号编制说明 Product model definition	
2.2.2应用范围 Application range	
2.2.3产品特点 Product characteristic	
2.3机器部件标识 Label of parts	
2.4技术参数 Technical parameters	
3. 操作 Operation-----	4
3.1 面板说明 Panel explanation	
3.2 按键说明 Keys explanation	
3.3 操作说明 Operation explanation	
4. 维护与技术支持 Maintenace and technical support-----	5

- a. Plug in and power on, then swith light on. If START backlight is off, machine is standby.
- b. Press “▲▼” button to set required temp and time (system will remember the set)
- c. Touch START button , Start button backligh is on, UP/DOWN heating plate heating indicator Is blinking, Time indicator keeps on, then machine starts heating, from now on, temp display window shows current temp of UP /DOWN heating plate, timer display window shows set temp.
- d. Once current temp reaches set temp, clik OPEN/CLOSE key, then machine starts counting down, put prepared mold frame on the heating plate, then use handle to press the heating plate tightly.
- e. When time counting down is over, buzzer sounds, power off, and take out the rubber mold.

备注 REMARKS :

本机采用环保节能理念，当你一个周期工作结束后，发热板将停止发热，如果你想继续工作，请先触STAR键停机，再触STAR键开机。机器将继续保温，当你再次将准备好的压模框放入机器中并压紧后，再停机，开机。

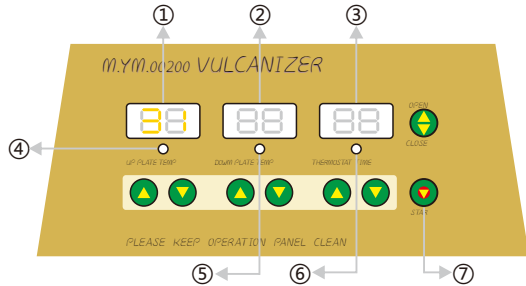
This machine apply the ideal of environmental proection and energy saving, heating plate will stop heating when one working cycle is ended. Suppose you want to heat again, pleae touch START button to stop the machine then Press START button again to start the machine. Machine enters insulation status, after put the rubber on the heating plate and press on , press START to stop the unit, after that press START again to start heating.

4. 维护与技术支持 Maintenance and technical support

4. 1 注意保持操作面板及工作台面的干燥、清洁。
Keep the operating panel dry and clear.
4. 2 机器故障，请联系本公司或专业维修人员。
Contact us or professional maintenance staff to deal with machine malfuntion.

3. 操作 Operation

3.1 面板说明 Panel explanation



- ① 上发热板温度
Up heating plate temp
- ② 下发热板温度
Down heating plate temp
- ③ 时间显示
Time display

- ④ 上板工作指示灯 Up heating plate heating indicator
- ⑤ 下板工作指示灯 Down heating plate heating indicator
- ⑥ 时间指示灯 Time indicator
- ⑦ 启动/停止开关 On/Off

3.2 按键说明

- 背景灯亮时, 机器工作 Backlight is on, machine is ON.
背景灯灭时, 机器未工作 Backlight is off, machine is OFF.
- 上升键 (按一次向上递增1次, 长按可连续递增) UP(Press once value rises once, keep pressing this button, value will continue rising)
- 下降键 (按一次向下递减1次, 长按可连续递减) Down(Press once value decreases once, keep pressing this button, value will continue decreasing)

3.3 操作说明 Operation explanation

- a. 插上电源插座, 打开电源开关, 开关指示灯亮起。
STAR背景灯未亮, 机器处于待机状态。
- b. 用 键设定你所需要的温度及时间(设定结束后,下次会自动记忆上一次操作)。
- c. 轻触STAR键, STAR键背景灯亮起,上/下板工作指示灯闪烁, 时间指示灯常亮,机器开始加热,此时温度视窗显示的是上下板的实际温度,时间视窗显示的是设定时间。
- d. 当实际温度达到设定温度时, 轻触OPEN/CLOSE键, 机器进入倒计时, 放入准备好的压模框, 并压紧。
- e. 当倒计时结束后, 蜂鸣器响起, 关闭电源, 取出胶模。

1. 一般信息 General information

1.1 致用户 To user

- ※感谢您对广州市瑞晖铸造机械有限公司产品的信赖, 选择了艺辉牌压模机。
- ※为确保您正确地使用该设备, 请在使用前仔细阅读说明书。
- ※请您妥善保管说明书、购货票据、合格证及保修记录卡, 以便日后使用。
- ※请勿损毁设备上的铭牌, 以便您能享受到本公司提供的各项服务。
- ※如有疑问, 请与经销商或本公司客户服务部联系。
- ※此说明书适用于标准机型, 非标机型仅供参考。

- ※ Thank you very much for trusting in Yihui Casting Technology Co.,Ltd. and choosing our Vulcanizer.
- ※ In order to operate this machine correctly, please read the instruction carefully before use it.
- ※ Please keep the instruction book, bill of purchase, certificate and guarantee card for further using.
- ※ Do not damage the labels or package, you can share our services with it.
- ※ For any question, please contact the dealer or our customer service.

1.1 开箱 Opening Package

本机以专用木箱装运, 在产品全部安装完毕并且正常运行之前, 请保留纸箱和所有包装材料, 如果设备不能正常工作, 请联系本公司或者经销商。
Machine is packaged with ply-wooden box. Please keep the package and all of the packing material before the device is rightly installed. If machine is broken or can not work properly, please contact the manufacturer and dealer to deal with the matter.



这个符号标示本说明手册中与安全特别有关的章节, 附在机器上的符号是提醒对有关的操作指南引起注意。
This sign is to point out the importance and the signs on the machine is to attract the attention from the operation.



这个符号指示可能存在危险电压。
This is a sign of danger for electricity.

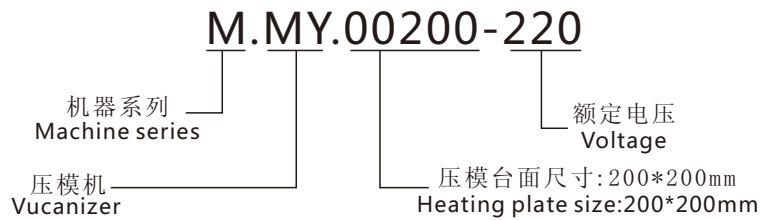
2. 总论 Conclusion

2.1 内容 Content

- 压模机-操作指南
- Vucanizer - operation guidance

2.2 产品概述 Product brief description

2.2.1 产品型号编制说明 Product model definition




2.2.2 应用范围 Application range

应用于首饰硅胶模、橡胶模的制造
Used to make jewelry silicone rubber mold, rubber mold.

2.2.3 产品特点 Product characteristic

1. 数字化温度控制,全触摸式操作
 2. 有定时功能,解决你因繁忙而遗忘时间之忧
 3. 铸铝发热板,使用寿命更持久
 4. 压模台面采用氧化喷砂硬铝材,发热更均匀
 5. 手柄及加力圈等采用铸钢材料,机器更强壮
1. Digital temp control, touch operation panel
 2. Timer function avoids any trouble resulted from time missing.
 3. Aluminum made heating plate, durable
 4. Oxidated sand blasting hard aluminum helps heating plate to conduct heat evenly.
 5. Steel made handle and forcing device, stronger machine.

2.3 机器部件标识 Label of parts



- ① 手柄 Handle
- ② 龙门架 Frame
- ③ 上发热板 Up heating plate
- ④ 下发热板 Down heating plate
- ⑤ 底座 Down heating plate
- ⑥ 操作面板 Operation panel
- ⑦ 散热风扇 Fan
- ⑧ 蜂鸣器 Buzzer
- ⑨ 保护装置 Protection device
- ⑩ 电源开关 Power switch
- ⑪ 供电插座 Power plug

2.4 技术参数 Technical parameters

型号 Model	M.YM.00200
外形尺寸 Dimensions	42*30*58(CM)
包装尺寸 Package size	50*33*63(CM)
机器毛重 G.W	64KG
机器净重 N.W	58KG
额定功率 Rated power	900W
额定电压 Rated voltage	110V,60HZ/220V,50HZ
压模台面 Vulcanizing table	200*200mm